

**CWT**

---

GRAPHIC  
WORKTOOLS

**Product  
Catalogue**

# Swedish innovations for the global signage and printing industry

We are a Swedish manufacturer of CWT Flatbed Applicator worktable and graphic worktools for the global signage and printing industry. With roots in sign making going back to the late 1960s, we understand the everyday demands for reliable, productive equipment in a busy production environment.

Today, our CWT Flatbed Applicator and CWT Linear Cutter are used by sign makers, printers and road sign manufacturers around the world. Our long experience and deep industry roots give us a clear understanding of the challenges you face – from tight deadlines and repeat jobs to ergonomics on the shop floor. That's why we focus on high-quality, ergonomic and user-friendly products that help make your work faster, safer and more consistent.

Built on Swedish craftsmanship and manufactured to strict quality and environmental standards, our products are designed for long-term performance and durability. With CWT Graphic Worktools, you get tools that simplify your workflow and help you grow your business, one job at a time.



# Local partners. Global coverage.

Through a network of selected partners, CWT Graphic Worktools is represented in key signage and print markets around the world. Wherever you are, you get Swedish-built CWT Flatbed Applicator Worktables, graphic worktools and local support that understands your daily production.

Want to find your local CWT reseller?  
Contact us and we'll connect you.



# Flatbed Applicator Worktables

CWT Flatbed Applicator worktables are built for sign makers, printers and road sign manufacturers who want controlled, repeatable results in their laminating and mounting processes. From smaller shops to high-volume production, our tables help you save time, improve ergonomics and raise output quality by turning manual, time-consuming steps into a smooth, steady workflow with less strain on the operator.

CWT stands for Cut Work Table. The CWT Flatbed Applicator combines a stable work surface with full flatbed applicator functionality, giving you one solution for laminating, mounting, trimming and everyday production.

We design user-friendly graphic worktools that deliver quality, customer value and sustainability. Height adjustment, smooth roller movement and an LED light table improve ergonomics, visibility and precision for accurate results shift after shift.

All CWT Flatbed Applicators are developed and manufactured in Sweden and delivered flat-packed for straightforward installation, even in confined or hard-to-reach spaces. This reduces transport volume, simplifies logistics and lowers the overall environmental footprint.

## Designed for precision, built for everyday production

The modern standard in flatbed applicators and worktables. Swedish-made, ISO-certified and designed to simplify your daily workflow with ergonomic, reliable performance.

Tomorrow's production, made simple.





# CWT Premium Series

## High-volume sign production with maximum ergonomics

The CWT Premium Series is our most capable and ergonomic flatbed applicator worktable, designed for professionals who rely on a smooth, steady workflow every day.

It brings together Swedish engineering, ergonomic design and long-term reliability to give operators a production tool they can trust, shift after shift. It handles all common sign making tasks – from mounting prints and laminating films to applying self-adhesive materials on rigid boards – with consistent quality and ease.

With electronic height adjustment and an LED light table, the Premium Series delivers outstanding ergonomics and reliability in demanding production environments – the natural choice for high-volume sign shops that put operator comfort and consistent quality first.



Designed and built  
in Sweden by

Assembly Technician


"The CWT Flatbed Applicator table was our inspiration to remodel our shop. It is perfect for our space because it was assembled inside our shop. It doesn't feel like work with our CWT table! The table is lighted with LED lights, which makes everything bright and easy to see. The handle is short, which makes it easy to reach over. Production time is reduced significantly"

- Lihn & Van Tran, Owners Sunsigns Seattle USA

# CWT Premium Series

Pneumatic flatbed applicator worktable

3-year warranty



Side Pockets  
For oversized media  
and tools

USB A+C Power Station  
(Option)

Casters  
For easy mobility

CWT Ergonomic Lift Control  
Electronic work height adjustment

Roll Holder  
For glide beam

CWT Light  
LED Illuminated worktable

Roll Holder  
For bed end

CWT  
Ergonomic  
lift control

Designed and built  
in Sweden



Model	CWT 1730 Premium	CWT 1736 Premium	CWT 1740 Premium	CWT 1747 Premium
Table length	3 000mm (9ft. 10in.)	3 640mm (11ft. 3in.)	4 000mm (13ft. 1in.)	4 720mm (15ft. 5 in.)
Length of working area	2 560mm (8ft. 8in.)	3 200mm (10ft. 6in.)	3 550mm (11ft. 7 in.)	4 270mm (14ft.)
Table width	1 720mm (5ft. 8in.)	1 720mm (5ft. 8in.)	1 720mm (5ft. 8in.)	1 720mm (5ft. 8in.)
Width of working area	1 650mm (5ft. 5in.)	1 650mm (5ft. 5in.)	1 650mm (5ft. 5in.)	1 650mm (5ft. 5in.)
Work height	750 - 1100mm (2ft. 6in. - 3ft. 7in.)	750 - 1100mm (2ft. 6in. - 3ft. 7in.)	750 - 1100mm (2ft. 6in. - 3ft. 7in.)	750 - 1100mm (2ft. 6in. - 3ft. 7in.)



Explore and customize your  
CWT Premium at [cwtworktools.com](http://cwtworktools.com)



## This is a force multiplier

First, let's dispel the myth that this is just a table, or just a laminator. This is a force multiplier. In seventeen years I've laid a lot of vinyl and transfer tape. I've tried every method, every trick, every device I could get my hands on. This is the best one - no questions, no debate.

I've never seen a process so foolproof, so fast, or so utterly brainless. Line up your material, drop the pneumatic roller with a button, lay one side and then the other. There's no tape, no scissors, no shifting of material, no wrinkling, and frankly no mistakes. To put this in perspective, we've laid nearly three hundred projects using this table, with twenty or more employees with wide ranges of experience trying it out (including our fearless leader Ray Palmer). Zero losses. Zero. Everything from a taped cut vinyl parking sign to a full four by eight sheet of thin printed film, all applied quickly and easily with no mistakes.

We are currently testing their Premium model (CWT Flatbed Applicator) and it quickly has become a favourite of the staff here in Columbia. Aside from the basic table, the Premium model includes a feed roller, LED lighting for use as a light table and graphic alignment, and some convenient hand tools.

Waste reduction isn't its only trick though, and where the dollars start to make sense is when you look at how it affects productivity. We measured a 23% speed increase in our most experienced employees, staff that are whizzes with a laminator or a squeegee.

The biggest change though was with inexperienced staff, people that are just learning the processes and challenges. We observed a staggering 37% increase. Imagine that staff member you just hired with no prior signmaking experience producing 37% more work with fewer mistakes.

**Ted Redmer, Alliance Franchise Brands**



Mike Osman, Amcad & Graphics (Cutworx USA) and Ted Redmer, Alliance Franchise Brands



# CWT Classic Series

## The industry favourite

The CWT Classic Series is our original, proven flatbed applicator and a trusted choice for sign makers, digital printers, car wrappers and road sign manufacturers. Built for steady, everyday production, it delivers reliable performance and a smooth workflow at a low to mid-range budget.

With a selectable pre-set working height, an optional LED light table and flat-packed delivery for easy installation, the Classic Series offers the dependable, ergonomic and user-focused design that has made it an industry favourite.

"Jobs that would have taken an entire day are done in less than two hours with no bubbles or wrinkles, the job looks painted on. The machine (CWT Flatbed Applicator) has not only increased our production capabilities but it has also eliminated many of the problems we had laying vinyl by hand. This table has almost no learning curve and you can teach someone how to apply vinyl perfectly in a matter of minutes. We've had this table for 6 months now and I would say it has already paid for itself."

- Rick Alan Lenz, Owner, FASTSIGNS of Greenville, SC

Designed and built  
in Sweden by




Assembly Technician

# CWT Classic Series

Pneumatic flatbed applicator worktable

3-year warranty



Model	CWT 1730 Classic	CWT 1736 Classic	CWT 1740 Classic	CWT 1747 Classic	CWT 2147 Classic
Table length	3 000mm (9ft. 10in.)	3 640mm (11ft. 3in.)	4 000mm (13ft. 1in.)	4 720mm (15ft. 5 in.)	4 700mm (15ft. 5in.)
Length of working area	2 560mm (8ft. 8in.)	3 200mm (10ft. 6in.)	3 550mm (11ft. 7 in.)	4 270mm (14ft.)	4 260mm (13ft. 12in.)
Table width	1 720mm (5ft. 8in.)	1 720mm (5ft. 8in.)	1 720mm (5ft. 8in.)	1 720mm (5ft. 8in.)	2 100mm (6ft. 1in.)
Width of working area	1 650mm (5ft. 5in.)	1 650mm (5ft. 5in.)	1 650mm (5ft. 5in.)	1 650mm (5ft. 5in.)	2 050mm (6ft. 9in.)
Work height	744-950mm (2ft.5in. - 3ft.1in.)	744-950mm (2ft.5in. - 3ft.1in.)	744-950mm (2ft.5in. - 3ft.1in.)	744-950mm (2ft.5in. - 3ft.1in.)	744-950mm (2ft.5in. - 3ft.1in.)



Explore and customize your CWT Classic at [cwtworktools.com](https://cwtworktools.com)



Designed and built in Sweden



# CWT Advantage Series

## Designed for small spaces without compromise

The CWT Advantage Series is our compact flatbed applicator worktable for sign shops, franchises and road sign manufacturers working in limited space or taking their first step into flatbed production.

It delivers the core functionality needed for everyday sign making and regulatory road sign production, even in narrow or space-restricted environments.

Despite its small footprint, the Advantage Series offers dependable results, selectable pre-set working height, optional LED light and flat-packed delivery – giving growing businesses professional access to reliable flatbed technology at an accessible budget level.



Designed and built  
in Sweden by

“Due to the semi-automated laminating process, CWT has increased our productivity by 70–80% and our CWT Flatbed Applicator has become the main work area and also the center of our production process.”

- Frédéric Brülhart - CEO, SICHTBAR Beschriftung Berne,  
Switzerland




Assembly Technician

# CWT Advantage Series

Pneumatic flatbed applicator worktable

3-year warranty



Manual Height Adjustment  
Set at installation

Casters  
For easy mobility



Explore and customize your  
CWT Advantage at [cwtworktools.com](https://cwtworktools.com)



Designed and built  
in Sweden

Model	CWT1016 Advantage	CWT1428 Advantage	CWT1736 Advantage
Table length	1 640mm (5ft. 4in.)	2 850mm (9ft. 4in.)	3 640mm (11ft. 3in.)
Length of working area	1 320mm (4ft. 4in.)	2 570mm (8ft. 5in.)	3 368mm (11ft. 1in.)
Table width	990mm (3ft. 3in.)	1 460mm (4ft. 9in.)	1 720mm (5ft. 8in.)
Width of working area	950mm (3ft. 1in.)	1 400mm (4ft. 7in.)	1 650mm (5ft. 5in.)
Work height	795 - 895mm (2ft. 7in. - 2ft. 9in.)	795 - 895mm (2ft. 7in. - 2ft. 9in.)	820 - 920mm (2ft. 8in. - 3ft.)



# CWT Linear Cutter Series

Precise cuts — every time.

The CWT Linear Cutter is our cutting worktool for sign and print professionals who need straight, precise cuts in everyday production. Inspired by decades of sign making, it is designed to make trimming accurate, fast and easy to learn and operate. Standard blades are easy to replace in just a few seconds, keeping the cutter flexible and ready for the next job.

Built for versatility, it handles soft materials like vinyl, banners and textiles as well as rigid and semi-rigid boards such as PVC, corrugated plastic and foam board. The CWT Linear Cutter can be used on a CWT Flatbed Applicator worktable, on your existing worktable or directly on the floor, depending on how you prefer to work and how your workspace is set up.

The CWT Linear Cutter is light to handle but built to last. The non-skid base keeps the material steady while you cut, giving you more control, a better working position and a smoother workflow.

With the Quick Dock and Smart Hanger accessories, the CWT Linear Cutter integrates with CWT Flatbed Applicator Worktables or stores close at hand without taking up valuable workspace.



Designed and built  
in Sweden by

*Haerms*  
Assembly Technician

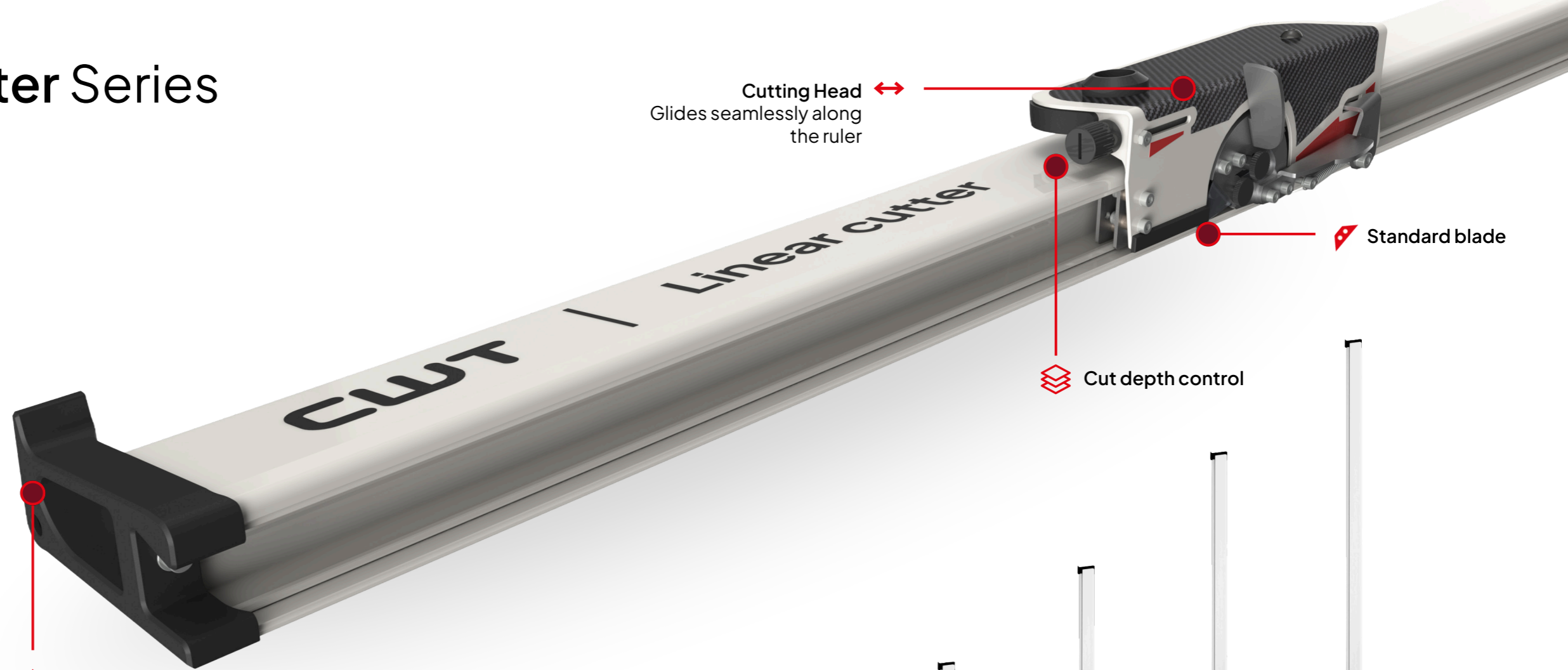
# CWT Linear Cutter Series

Trimmer for large format graphics

🛡️ 1-year warranty

## Cuts a variety of substrates:

- Flute board
- Gator board
- Cardboard
- Extruded PVC
- Magnetic sheets
- Laminates
- Banners
- Canvas
- Leather
- Rubber
- Textiles
- Vinyl
- Mesh
- Paper



Model	Linear Cutter 100	Linear Cutter 170	Linear Cutter 250	Linear Cutter 330
Cut Length	1 000mm (3ft. 3in.)	1 700mm (5ft. 7in.)	2 500mm (8ft. 2in.)	3 300mm (10ft. 9in.)
Overall Length	1 254mm (4ft. 1.5in.)	1 954mm (6ft. 5in.)	2 754mm (9ft. 0.5in.)	3 554mm (11ft. 8in.)




Explore CWT Linear Cutter at [cwtworktools.com](http://cwtworktools.com)



Designed and built in Sweden

# CWT Linear Cutter Series

Worktable Integration



## CWT Linear Cutter Quick Dock

Fast and convenient mounting bracket designed for CWT Linear Cutter.

It allows seamless integration of our Linear Cutters into the short side of the Premium, Classic, and Advantage series worktables, creating an integrated trimming station.

## CWT Linear Cutter Smart Hanger

For easy storage, the Linear Cutter Smart Hanger offers a practical solution, allowing you to securely hang your Linear Cutter on a CWT Worktable or any wall.



← Explore CWT Linear Cutter at [cwtworktools.com](https://cwtworktools.com)



Designed and built  
in Sweden

# CWT Original Accessories for daily production

Unlock the full potential of your CWT worktable with original accessories designed to integrate seamlessly and perform reliably, day after day.

From our silent, oil-free compressor and space-saving shelf solutions to the precision of the Long Reach Cutter and the stability of the Roll Cradle, each accessory is made to support a smoother workflow and consistent results. Add the Sticky Cleaner to keep surfaces clean and production ready.

With the right accessories, your worktable is set up for efficient daily production —exactly the way you work.



# Most popular combinations

Smart combinations of our customers' most popular accessories, selected to simplify and optimise your daily workflow. All CWT Original accessories are available as individual options, visit [cwtworktools.com](http://cwtworktools.com) for a complete selection.

## Workflow Pro

### Includes:

- CWT Linear Cutter 170
- CWT Linear Cutter Quick Dock
- CWT Linear Cutter SmartHanger
- CWT Sticky Cleaner 254 + Sticky Pads
- CWT Long Reach Cutter
- CWT Roll Cradle 450

**Compatible with:** All CWT 1700 Flatbed Applicator worktables.



## Workflow Essentials

### Includes:

- CWT Sticky Cleaner 254 + Sticky Pads
- CWT Long Reach Cutter
- CWT Roll Cradle 450

**Compatible with:** All CWT Flatbed Applicator worktables



## Perfect Trimming

### Includes:

- CWT Linear Cutter 250
- CWT Linear Cutter 170
- CWT Linear Cutter Quick Dock
- CWT Linear Cutter SmartHanger
- CWT Spare Blades

**Compatible with:** All CWT 1700, 2100 and 1400 Flatbed Applicator worktables.



## Air Supply

### Includes:

- CWT Silent Compressor
- CWT Compressor Shelf
- Worktable Integration Kit

**Compatible with:** All CWT 1700 Premium and Classic Flatbed Applicator worktables.



Find all CWT Original Accessories at [cwtworktools.com](http://cwtworktools.com)



# Build your CWT Flatbed Applicator Worktable

It's easier than ever to choose and customize your CWT Flatbed Applicator worktable.

Build your setup in our configurator. Explore options, sizes, accessories, and features, and see updates in real time.

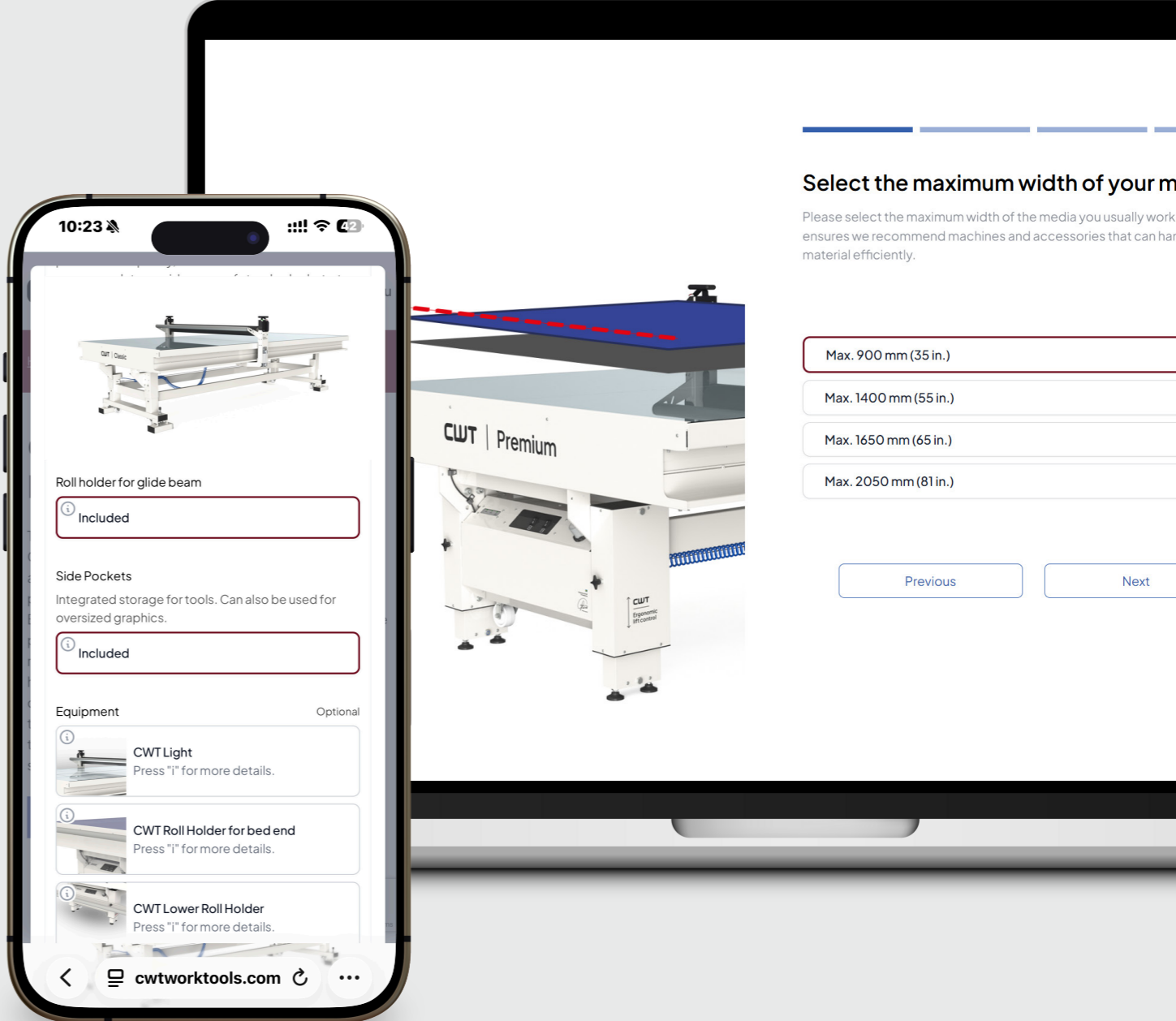
## Find the right model for your production

Our Product Finder guides you to the right flatbed applicator for your workflow. Answer a few quick questions and get a recommended model.

Whether you're comparing models or ready to configure your next CWT Flatbed Applicator, we've made the process faster and clearer, so you can specify the right setup with ease.



Try our configurator and product finder at [cwtworktools.com](https://cwtworktools.com)



# Introducing CWT Foam Cutter

Produce eye-catching 3D letters and signage.

The CWT Foam Cutter Series is designed for sign makers, print shops and promotional product companies who want to produce 3D letters, logos and shapes in-house. Foam cutting makes it easy to add dimensional letters and professional signage to your offering – for both indoor and outdoor applications – without complicating your daily production.

Built with the same Swedish-made quality and user-focused design as our CWT Flatbed Applicators, the CWT Foam Cutter runs quietly, has a compact footprint that fits into small workshops and tight spaces, and is easy to learn. The included software guides you from design to cut, and intuitive controls make it straightforward to use in a typical sign shop environment – with no need for complex CNC systems.

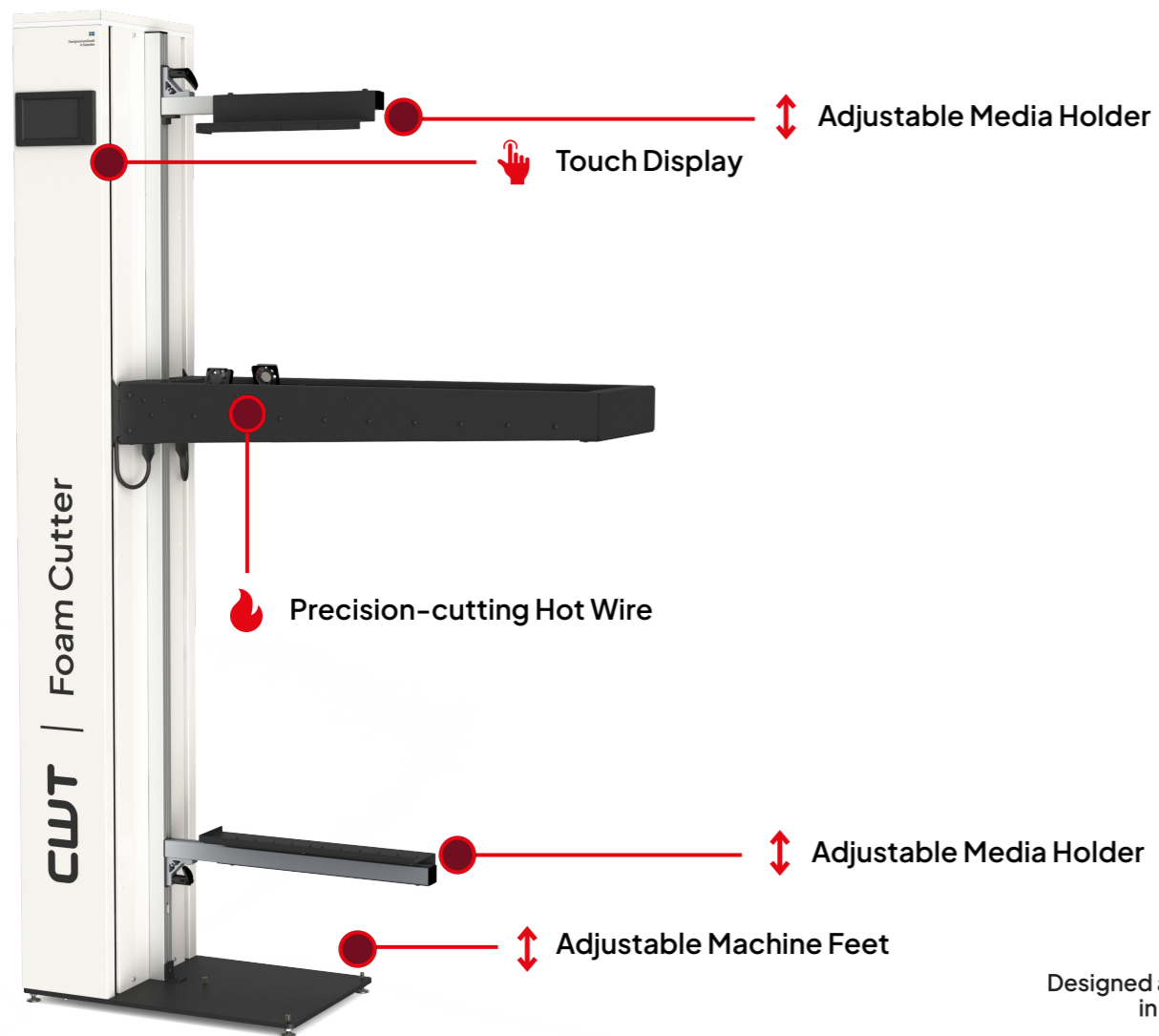
By integrating foam cutting into your workflow, you gain shorter lead times and a range of sign applications that sell – from dimensional letter and logo signs to retail and trade show signage.

Tomorrow's production, made simple.



# CWT Foam Cutter

Foam cutter for 3D Letters & Signage



# A complete workflow solution



## Applications

- Dimensional letters
- Logo signs
- Retail and point-of-sale signage
- Trade show signage
- Premium signs with acrylic or printed faces
- Indoor and outdoor signage

## Operate your way



### Touch Display

Control the machine directly from the built-in LCD touch display.



### Desktop

Access the same interface via the web browser on your computer.



### Mobile Device

Use the same interface on any mobile device, anywhere.



# Indoor & Outdoor Signage



Produce dimensional signage in light weight, recyclable polystyrene.



Easy, profitable sign making with fast ROI.



Software included for 12 months.



Bring production in-house. No more outsourcing.



Expand your offering with 3D applications.

Powered with

**SIGNCUT SUITE 3<sup>+</sup>**  
PREMIUM CUT 1 EDITION

Scan the QR-code for more information



# Sustainable by design

At CWT, sustainability is built into the product and never added as an afterthought. All our products are designed to reduce impact across the full product lifecycle, starting with design choices that support long service life, efficient transport and reliable daily operation.

Our flat-pack design delivers up to 2 to 3 times higher container utilisation for flatbed applicators compared to leading competitors, reducing transport volume per delivered table and lowering the footprint of global deliveries. In recent years, we have improved transport efficiency by 50 percent compared to previous generations.

True sustainability is about longevity. Built from steel and aluminium with durable powder-coated surfaces, CWT flatbed applicators are designed for repairs and long-term use. With products still in active use after more than a decade, they are designed for an expected product life of 20+ years.

An exceptionally low level of warranty claims (below 1%) reflects this reliability and helps reduce replacements, returns, and transport over time.



We are actively working towards compliance with the UN's Sustainable Development Goals by 2030.

Interim target 12.2  
Subgoals 12.5/17.3/17.7 by 2030

All flatbed applicators equipped with CWT Light, either as standard or as an option, use an upgraded light table design that delivers up to 50 percent lower energy use compared to previous CWT generations, helping reduce operating costs in daily production.

All CWT products are manufactured in Sweden using 100 percent fossil-free electricity.

We work with carefully selected and approved suppliers and use selected quality components. Combined with service and spare parts support, this helps keep your equipment in production for longer.

## Sustainable by design means:

- Ergonomic design for efficient daily production
- Long product life, repairability and reliability
- Flat-pack transport with up to 2–3x higher container utilisation
- Approved suppliers and selected quality components
- Swedish manufacturing using renewable electricity.



CWT Worktools AB has been approved by LRQA in accordance with the following standards: ISO 14001:2015 and ISO 9001:2015



We are proud to announce that CWT 1730 part of the 1700 Premium Series received a Printing United Alliance 2023 Pinnacle Product Award in the category of Non-Output.

# CWT Premium Series

Model	CWT1730 Premium	CWT1736 Premium	CWT1740 Premium	CWT1747 Premium
Part No.	CWT1730-02	CWT1736-02	CWT1740-02	CWT1747-02
Table length	3 000mm (9ft. 10in.)	3 640mm (11ft. 11in.)	4 000mm (13ft. 1in.)	4 720mm (15ft. 5 in.)
Length of working area	2 560mm (8ft. 8in.)	3 200mm (10ft. 6in.)	3 550mm (11ft. 7 in.)	4 270mm (14ft.)
Table width	1720mm (5ft. 8in.)	1720mm (5ft. 8in.)	1720mm (5ft. 8in.)	1720mm (5ft. 8in.)
Width of working area	1 650mm (5ft. 5in.)	1 650mm (5ft. 5in.)	1 650mm (5ft. 5in.)	1 650mm (5ft. 5in.)
Max. thickness of substrate	0–70mm (0–2.7in.)	0–70mm (0–2.7in.)	0–70mm (0–2.7in.)	0–70mm (0–2.7in.)
Work height	750 – 1100mm (2ft. 6in. – 3ft. 7in.)	750 – 1100mm (2ft. 6in. – 3ft. 7in.)	750 – 1100mm (2ft. 6in. – 3ft. 7in.)	750 – 1100mm (2ft. 6in. – 3ft. 7in.)
Work height adjustment	Electronic	Electronic	Electronic	Electronic
Bed surface	Safety glass + CWT cutting mat	Safety glass + CWT cutting mat	Safety glass + CWT cutting mat	Safety glass + CWT cutting mat
Pressure control	Pneumatic	Pneumatic	Pneumatic	Pneumatic
Roll holder for bed end	Included on one side	Included on one side	Included on one side	Included on one side
CWT Light	Included	Included	Included	Included
Warranty	3 years	3 years	3 years	3 years

## Options

Part No	Product	CWT1730 Premium	CWT1736 Premium	CWT1740 Premium	CWT1747 Premium
25370	Charging Station USB A+C	Option	Option	Option	Option
25474	CWT Pro Shaft 1700	Option	Option	Option	Option
25310	Extra roll holder for bed end	Option	Option	Option	Option
25313	Lower roll holder	Option	Option	Option	Option
25314	CWT Cutter Bench for 1700 Series	Option	Option	Option	Option

## Accessory Bundles

Part No	Product	Includes	Compatible with
25669	Workflow Pro	CWT Linear Cutter 170 CWT Linear Cutter Quick Dock CWT Linear Cutter SmartHanger CWT Sticky Cleaner 254 + Sticky Pads CWT Long Reach Cutter CWT Roll Cradle 450	All models
25670	Workflow Essentials	CWT Sticky Cleaner 254 + Sticky Pads CWT Long Reach Cutter CWT Roll Cradle 450	All models
25671	Perfect Trimming	CWT Linear Cutter 250 CWT Linear Cutter 170 CWT Linear Cutter Quick Dock CWT Linear Cutter SmartHanger CWT Spare Blades	All models
25672	Air Supply	CWT Silent Compressor CWT Compressor Shelf Worktable Integration Kit	All models

## CWT Ergonomic Lift Control Electronic Work Height Adjustment

Installation setting	Electronic height adjustment
1	750 – 950mm (2ft. 6in. – 3ft. 1in.)
2	800 – 1000mm (2ft. 8in. – 3ft. 3in.)
3	850 – 1050mm (2ft. 10in. – 3ft. 5in.)
4	900 – 1100mm (2ft. 11in. – 3ft. 7in.)

# CWT Classic Series

Model	CWT1730 Classic	CWT1736 Classic	CWT1740 Classic	CWT1747 Classic	CWT2147 Classic
Part No.	CWT1730-00	CWT1736-00	CWT1740-00	CWT1747-00	CWT214710
Table length	3 000mm (9ft. 10in.)	3 640mm (11ft. 11in.)	4 000mm (13ft. 1in.)	4 720mm (15ft. 5 in.)	4 720mm (15ft. 5 in.)
Length of working area	2 560mm (8ft. 8in.)	3 200mm (10ft. 6in.)	3 550mm (11ft. 7 in.)	4 270mm (14ft.)	4 270mm (14ft.)
Table width	1720mm (5ft. 8in.)	1720mm (5ft. 8in.)	1720mm (5ft. 8in.)	1720mm (5ft. 8in.)	2120mm (6ft. 11in.)
Width of working area	1 650mm (5ft. 5in.)	1 650mm (5ft. 5in.)	1 650mm (5ft. 5in.)	1 650mm (5ft. 5in.)	2 050mm (6ft. 9in.)
Max. thickness of substrate	0–70mm (0–2.7in.)	0–70mm (0–2.7in.)	0–70mm (0–2.7in.)	0–70mm (0–2.7in.)	0–70mm (0–2.7in.)
Work height	775–945mm (2ft.6in. – 3ft.1in.)	775–945mm (2ft.6in. – 3ft.1in.)	775–945mm (2ft.6in. – 3ft.1in.)	775–945mm (2ft.6in. – 3ft.1in.)	775–945mm (2ft.6in. – 3ft.1in.)
Work height adjustment	Manual 4–steps	Manual 4–steps	Manual 4–steps	Manual 4–steps	Manual 4–steps
Bed surface	Safety glass + CWT cutting mat	Safety glass + CWT cutting mat	Safety glass + CWT cutting mat	Safety glass + CWT cutting mat	Safety glass + CWT cutting mat
Pressure control	Pneumatic	Pneumatic	Pneumatic	Pneumatic	Pneumatic
Warranty	3 years	3 years	3 years	3 years	3 years

## Options

Part No	Product	CWT1730 Classic	CWT1736 Classic	CWT1740 Classic	CWT1747 Classic	CWT2147 Classic
25541 (1730) 25505 (1736) 25542 (1740) 25543 (1747 + 2147)	CWT Light	Option	Option	Option	Option	Option
25474	CWT Pro Shaft 1700	Option	Option	Option	Option	N/A
25310	Roll holder for bed end	Option	Option	Option	Option	Option
25313	Lower roll holder	Option	Option	Option	Option	Option
25314	CWT Cutter Bench for 1700 Series	Option	Option	Option	Option	N/A

## Accessory Bundles

Part No	Product	Includes	Compatible with
25669	Workflow Pro	CWT Linear Cutter 170 CWT Linear Cutter Quick Dock CWT Linear Cutter SmartHanger CWT Sticky Cleaner 254 + Sticky Pads CWT Long Reach Cutter CWT Roll Cradle 450	CWT 1730 Classic CWT 1736 Classic CWT 1740 Classic CWT 1747 Classic
25670	Workflow Essentials	CWT Sticky Cleaner 254 + Sticky Pads CWT Long Reach Cutter CWT Roll Cradle 450	All models
25671	Perfect Trimming	CWT Linear Cutter 250 CWT Linear Cutter 170 CWT Linear Cutter Quick Dock CWT Linear Cutter SmartHanger CWT Spare Blades	All models
25672	Air Supply	CWT Silent Compressor CWT Compressor Shelf Worktable Integration Kit	All models

## CWT Advantage Series

Model	CWT1016 Advantage	CWT1428 Advantage	CWT1736 Advantage
Part No.	CWT101610	CWT42810	CWT173610
Table length	1640mm (5ft. 4in.)	2850mm (9ft. 4in.)	3640mm (11ft. 11in.)
Length of working area	1340mm (4ft. 5in.)	2570mm (8ft. 5in.)	3368mm (11ft. 1in.)
Table width	990mm (3ft. 3in.)	1460mm (4ft. 9in.)	1720mm (5ft. 8in.)
Width of working area	950mm (3ft. 1in.)	1400mm (4ft. 7in.)	1650mm (5ft. 5in.)
Max. thickness of substrate	0–50mm (0–2in.)	0–70mm (0–2.7in.)	0–70mm (0–2.7in.)
Work height	795 - 895mm (2ft. 7in. - 2ft. 9in.)	795 - 895mm (2ft. 7in. - 2ft. 9in.)	820 - 920mm (2ft. 8in. - 3ft.)
Work height adjustment	Manual 3–steps	Manual 3–steps	Manual 3–steps
Bed surface	Safety glass + CWT cutting mat	Safety glass + CWT cutting mat	Safety glass + CWT cutting mat
CWT Light	Included	Included	Optional
Pressure control	Pneumatic	Pneumatic	Pneumatic
Warranty	3 years	3 years	3 years

### Options

Part No	Product	CWT1016 Advantage	CWT1428 Advantage	CWT1736 Advantage
25505 (1736)	CWT Light	Included	Included	Option
25310	Roll holder for bed end	N/A	N/A	Option

### Accessory Bundles

Part No	Product	Includes	Compatible with
25669	Workflow Pro	CWT Linear Cutter 170 CWT Linear Cutter Quick Dock CWT Linear Cutter SmartHanger CWT Sticky Cleaner 254 + Sticky Pads CWT Long Reach Cutter CWT Roll Cradle 450	CWT1736 Advantage
25670	Workflow Essentials	CWT Sticky Cleaner 254 + Sticky Pads CWT Long Reach Cutter CWT Roll Cradle 450	All models
25671	Perfect Trimming	CWT Linear Cutter 250 CWT Linear Cutter 170 CWT Linear Cutter Quick Dock CWT Linear Cutter SmartHanger CWT Spare Blades	CWT1736 Advantage
25672	Air Supply	CWT Silent Compressor CWT Compressor Shelf Worktable Integration Kit	N/A

## CWT Linear Cutter Series

Model	CWT Linear Cutter 100	CWT Linear Cutter 170	CWT Linear Cutter 250	CWT Linear Cutter 330
Part No.	LC100	LC170	LC250	LC330
Cut length	1000mm (3ft. 3in.)	1700mm (5ft. 7in.)	2500mm (8ft. 2in.)	3300mm (10ft. 9in.)
Overall length	1254mm (4ft. 1.5in.)	1954mm (6ft. 5in.)	2754mm (9ft. 0.5in.)	3554mm (11ft. 8in.)

## CWT Foam Cutter Series

Model	CWT Foam Cutter
Part No.	FC64130
Height	1705 mm (5 ft. 7 in.)
Length	1045 mm (3 ft. 5 in.)
Width	340 mm (13 in.)
Max. Foam board size	1300x610 (51x24 in.)
Max. Foam board thickness	150 mm (5,9 in.)
Min. Foam board thickness	10 mm (0,39 in.)
Control	Touch display + Web interface
Warranty	1 year
SignCut Suite Premium +	Included 1 year

## CWT Original Accessories

Part No	Product	Description
25371	CWT Silent Compressor	Oil-free, stand-alone silent compressor
25308	CWT Compressor Shelf for 1700 Series	Integrated underneath, the compressor is mounted to this shelf and moves along with the worktable, providing mobility and saving space.
25475	CWT Roll Cradle 450 - 450 mm (18in.)	Allows for easy unrolling, inspection and re-rolling of media and prints without the damage caused by unnecessary handling.
TTRH14	CWT Roll Cradle 1400 - 1400mm (55in.)	Allows for easy unrolling, inspection and re-rolling of media and prints without the damage caused by unnecessary handling.
SCR10	CWT Sticky Cleaner 254 - 254 mm (10in.)	Cleaning roller and cleaning pads for a dust-free surface. Now equipped with an extension handle, our sticky cleaner offers improved reach across the working area.
SCR14	CWT Sticky Cleaner 360 - 360 mm (14in.)	Cleaning roller and cleaning pads for a dust-free surface. Now equipped with an extension handle, our sticky cleaner offers improved reach across the working area.
STPAD	Sticky Pads	50 sheets
25474	CWT Pro Shaft 1700	Tensioning shaft with brake and flange guide is used to hold media on the glide beam media holder, improving tracking and lamination quality for larger graphics. Fits media on a standard 3in. core.
25310	CWT Roll holder for bed end 1700 series	Roll holder mounted to the end of the table top.
25313	CWT Lower roll holder 1700 series	Easily mounted to the legs, this roll holder makes use of the space beneath the table top to accommodate rolls of media, such as printed media or laminate.
ELRH21	CWT Lower roll holder 2100 series	Easily mounted to the legs, this roll holder makes use of the space beneath the table top to accommodate rolls of media, such as printed media or laminate.
25643	CWT Long Reach Cutter - 800-13500 mm (31-53in.)	Easy-to-use trimming tool with a telescopic extension stick. Spare blades included.
155E	Spare blades for CWT Long Reach Cutter	10 pcs
25314	Cutter Bench for Premium/Classic 1700 Series	A bracket that fits a wide range of cutters and slitters, such as the Inqlet InBest Pro Cutter Bar™, and KeenCut Evolution2 and Evolution3™ SmartFold.

### For previous models

Part No	Product	Description
ELRH16	CWT Lower roll holder 1600 series	Easily mounted to the legs, this roll holder makes use of the space beneath the table top to accommodate rolls of media, such as printed media or laminate.
CWTPRO	Cutter Bench for Regular 1600 Series	A bracket that fits a wide range of cutters and slitters, such as the Inqlet InBest Pro Cutter Bar™, and KeenCut Evolution2 and Evolution3™ SmartFold.

*Please note: All technical data is subject to revision. The latest approved versions is maintained and published at [www.cwtworktools.com](http://www.cwtworktools.com).*

## Accessory Bundles

Part No	Product	Description
25669	Workflow Pro	CWT Linear Cutter 170 CWT Linear Cutter Quick Dock CWT Linear Cutter SmartHanger CWT Sticky Cleaner 254 + Sticky Pads CWT Long Reach Cutter CWT Roll Cradle 450
25670	Workflow Essentials	CWT Sticky Cleaner 254 + Sticky Pads CWT Long Reach Cutter CWT Roll Cradle 450
25671	Perfect Trimming	CWT Linear Cutter 250 CWT Linear Cutter 170 CWT Linear Cutter Quick Dock CWT Linear Cutter SmartHanger CWT Spare Blades
25672	Air Supply	CWT Silent Compressor CWT Compressor Shelf Worktable Integration Kit

## CWT Original Cutting Mats

Part No	Product
CM510001600	CWT Cutting mat, CWT 1016
CM514002800	CWT Cutting mat, CWT 1428
CM517003000	CWT Cutting mat, CWT 1730
CM517003600	CWT Cutting mat, CWT 1736
CM517004000	CWT Cutting mat, CWT 1740
CM517004700	CWT Cutting mat, CWT 1747
CM521004700	CWT Cutting mat, CWT 2147

### For previous models

Part No	Product
21964	CWT Cutting mat, CWT 1736 Platinum
23621	CWT Cutting mat, CWT 1737 Evolution
23790	CWT Cutting mat, CWT 1730 Evolution
24361	CWT Cutting mat, CWT 1748 Evolution
CM516003000	CWT Cutting mat, CWT 1630 Regular / Premium
CM516004000	CWT Cutting mat, CWT 1640 Regular / Premium
CM516004700	CWT Cutting mat, CWT 1647 Regular / Premium
CM518004000	CWT Cutting mat, CWT 1840 Regular / Premium
CM518004700	CWT Cutting mat, CWT 1847 Regular / Premium
CM521004000	CWT Cutting mat, CWT 2140 Regular / Premium

# Flat bed in flat pack

Flat-pack delivery.  
Easy access on site.

CWT Flatbed Applicators and graphic worktools are designed with a modular, flat-pack approach that makes transport and installation simpler.

Delivered in compact packages, flat-pack can reduce shipping volume by up to **80%** compared to many competitors. Lower volume means smarter logistics, fewer shipments, and a lower footprint for global deliveries.

On site, slim packages are easier to handle and can be carried through standard doorways, corridors, and tight access points—ideal for workshops where space is limited.

**Ship more efficiently. Access anywhere. Install with ease.**



# CWT

GRAPHIC  
WORKTOOLS

## Contact us



+46 554 333 90



info@cwtworktools.com



cwtworktools.com

## Follow us




@cwtgraphicworktools

## Headquarters

CWT Worktools AB  
Årstidsvägen 8  
665 35 Kil  
Sweden

Distributor/dealer:



© 2026 - CWT Worktools AB

CWT is a registered trademark of CWT Worktools AB. CWT products may be protected by patents and other intellectual property rights of CWT Worktools AB.